


# MODEL 64

1/4" Square

Multiturn

Cermet Trimming

Potentiometer



1

## ELECTRICAL

|  |  |
|--|--|
| Standard Resistance Range, Ohms          | 10 to 1Meg                                     |
| Standard Resistance Tolerance            | ±10%   |
| Input Voltage, Maximum                   | 200Vdc or rms not to exceed power rating       |
| Slider Current, Maximum                  | 100mA or within rated power, whichever is less |
| Power Rating, Watts                      | 0.25 at 85°C derating to 0 at 150°C            |
| End Resistance, Maximum                  | 2 Ohms   |
| Actual Electrical Travel, Turns, Nominal | 12   |
| Dielectric Strength                      | 900Vrms  |
| Insulation Resistance, Minimum           | 1,000 Megohms                                  |
| Resolution                               | Essentially infinite                           |
| Contact Resistance Variation, Maximum    | 1% or 1 Ohms, whichever is greater             |

## ENVIRONMENTAL

|                                  |  |
|----------------------------------|--|
| Seal                             | 85°C Fluorinert® (No Leaks)                        |
| Temperature Coefficient, Maximum | ±100ppm/°C   |
| Operating Temperature Range      | -65°C to +150°C                                    |
| Thermal Shock                    | 5 cycles, -65°C to +150°C (1% ΔRT, 1% ΔVR)         |
| Moisture Resistance              | Ten 24 hour cycles (1% ΔRT, IR 1,000 Megohms Min.) |
| Shock, 6ms Sawtooth              | 100G's (1% ΔRT, 1% ΔVR)                            |
| Vibration                        | 20G's, 10 to 2,000 Hz (1% ΔRT, 1% ΔVR)             |
| High Temperature Exposure        | 250 hours at 125°C (2% ΔRT, 2% ΔVR)                |
| Rotational Life                  | 200 cycles (2% ΔRT)                                |
| Load Life at 0.25 Watts          | 1,000 hours at 85°C (2% ΔRT)                       |
| Resistance to Solder Heat        | 260°C for 10 sec. (1% ΔRT)                         |

## MECHANICAL

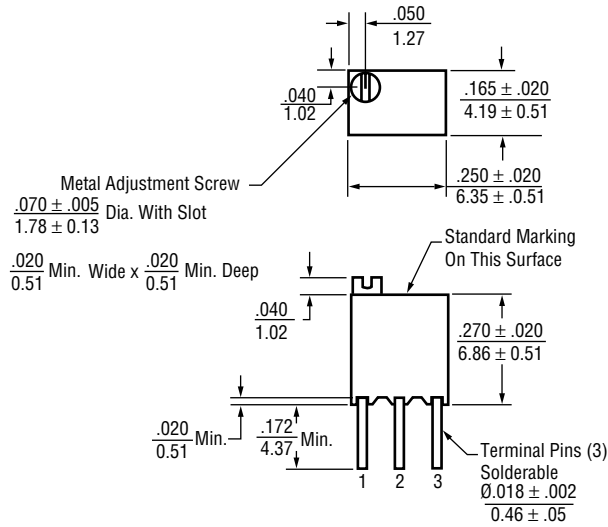
|                          |                          |
|--------------------------|--------------------------|
| Mechanical Stops         | Clutch action, both ends |
| Torque, Starting Maximum | 3 oz.-in. (0.021 N-m)    |
| Weight, Nominal          | .014 oz. (0.40 grams)    |

Fluorinert® is a registered trademark of 3M Company.  
Specifications subject to change without notice.



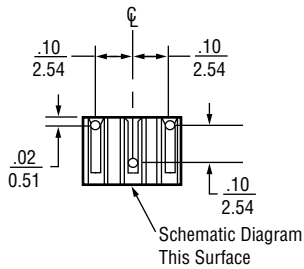
**TOP ADJUSTMENT (Inch/mm)**

Model 64W and 64Y

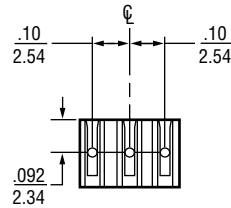


Note: Model 64W dimensions applicable to all models except as noted.

Model 64W



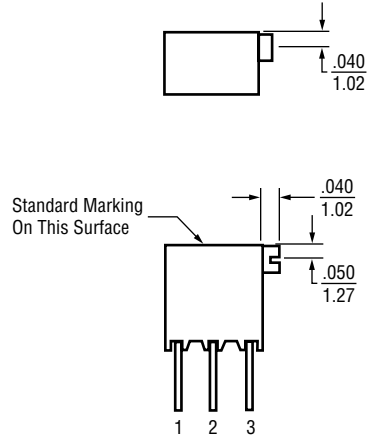
Model 64Y



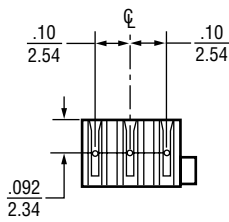
**STANDARD RESISTANCE VALUES, OHMS**

|    |     |    |     |      |      |
|----|-----|----|-----|------|------|
| 10 | 100 | 1K | 10K | 50K  | 250K |
| 20 | 200 | 2K | 20K | 100K | 500K |
| 50 | 500 | 5K | 25K | 200K | 1Meg |

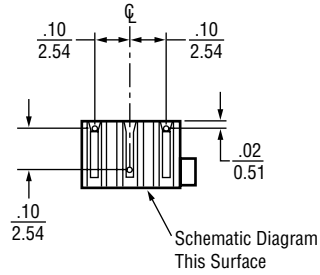
**Model 64X and 64Z**



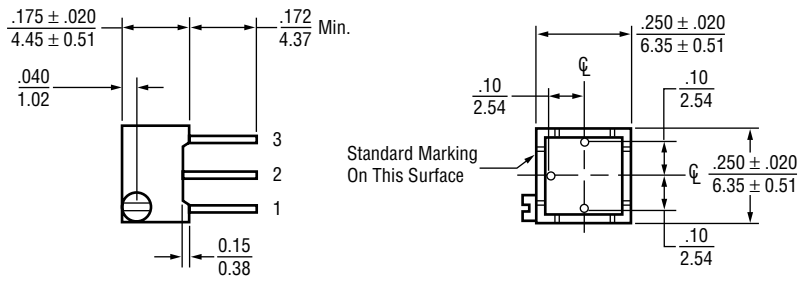
**Model 64Z**



**Model 64X**



**Model 64P**



## PACKAGING

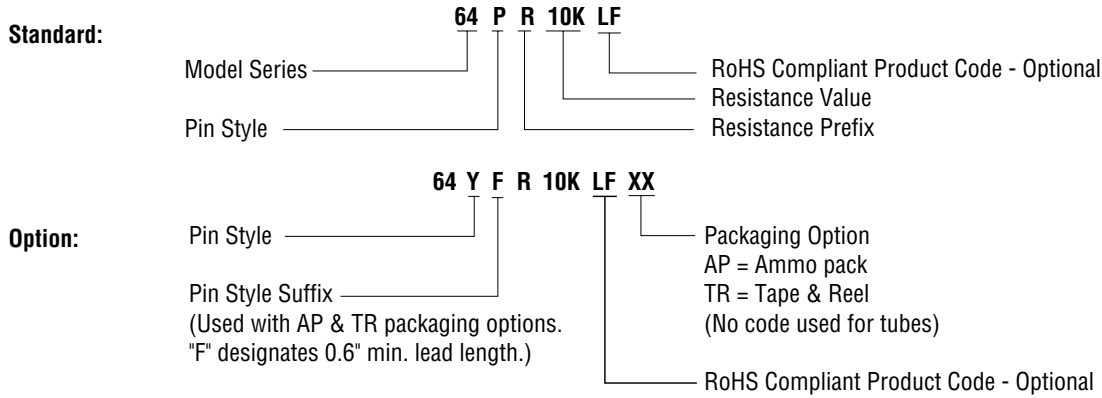
**Standard:** Tubes  
All units oriented with #1 pin to same side.

|          | Pin Style |   | P,W,Y           | X,Z             |
|----------|-----------|---|-----------------|-----------------|
| Magazine | Width     | = | 0.38" (9.65 mm) | 0.38" (9.65 mm) |
|          | Height    | = | 0.62" (15.75mm) | 0.62" (15.75mm) |
|          | Length    | = | 14.5" (368 mm)  | 16.9" (429 mm)  |
|          | Capacity  | = | 50 Units        | 50 Units        |

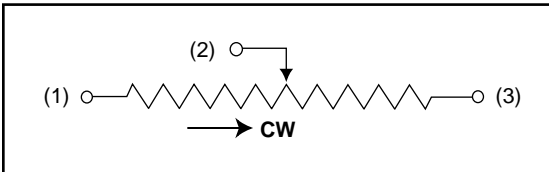
**Option:** Tape & Reel, Ammo Pack (Available only for 64Y and 64Z)  
All units oriented with #1 pin to the right of the direction of feed.

|      |   |   |  |
|------|---|---|--|
| Tape | Seat Plane to Centerline of Sprocket Hole | = | .71" (18 mm)                               |
|      | Width                                     | = | 18 mm                                      |
|      | Sprocket                                  | = | Single Hole .50" spacing                   |
|      | Capacity                                  | = | 1,000 Units                                |
| Reel | Diameter                                  | = | 14" (363 mm)                               |
| Ammo | Tape Fold                                 | = | 12"  |
|      | Box                                       | = | 1.8" x 13" x 10"<br>(46mm x 330mm x 254mm) |

## ORDERING INFORMATION



## CIRCUIT DIAGRAM



## NOTES

Metric equivalents, based on 1 inch = 25.4mm are rounded to the same number of significant figures as in the original. English units and are provided for general information only.

Tolerances unless otherwise specified:  
Linear = ± .01 inches (.25mm)  
Angular = ± 2 degrees

